


BRISA-160

soft stop sliding door system

The Application for shower doors



The key component : [BR-160SH](#)



1. The appearance of the cover and the track body after the correct installation.




The way of correct cover installation (standard)



The way of cover installation with BR-160SH for the shower room

* Please noted that what if your cover is swinging or bouncing, you might not install correctly.

2. Please install BR-160SH on the track firstly (Both ends require to be drilled the holes), and ensure that the surface of BR-16SH is flush to the edge of the track.



3. Please use the correct screws.
(The screws for BR-160SH included in the package)




4. Please install the track and BR-160SH to the both side walls.



* Please noted that, if the track slopes as below, please adjust the screw which marked in the above photo for level.



5. After make sure all details of installation, please tear off the 3M adhesive tapes on the surface of BR-160SH and fix the cover to the main track.



- * Attention!! Before you install the roller hanger set and glass panel onto the track, please clean it up indeed to ensure that there is no any aluminum chips or dirty debris.
- * If there is any noise or any bouncing issue during the door panel movement, that might be the problem with the roller hanger set attached the aluminum chips or dirty debris what you didn't clean up previously. Please take off the roller hanger set firstly, clean up the track and the surface of plastic bearing, install them on the track again and then the problem will be solved.

If you follow all installation procedures and details we mentioned, we are very sure that the door system you install must move smoothly and quiet. We hope that you can fully experience the advantages of GCC Brisa-160 soft stop sliding door system.

If there is any question about installation or operation, you are welcome to contact us at any time.



GOOD CREDIT CORPORATION

No.13, Longmen Rd., Situn Dist., Taichung 40757, Taiwan

E-mail:gcctw@ms7.hinet.net

TEL: 886-4-22583755 (Hunting Line)

FAX: 886-4-22583753

<http://www.gccintw.com.tw>